


2019 Safeway Open Broadcast Window & Pre-Tournament Notes



ShotLink Keys to Victory for Kevin Tway

Kevin Tway earned 500 points to take the 2018-19 PGA TOUR season's initial lead in the FedExCup standings with his first career TOUR victory at the 2018 Safeway Open. Kevin Tway finished his day making five consecutive birdies (including three-hole playoff) and made a 9' 6" putt on the third playoff hole to capture his first PGA TOUR win in his 91st start.

Strokes Gained Statistics vs. The Field

	Rank	Average
Off-the-Tee	19 th	+0.637
Approach-the-Green	22 nd	+0.495
Around-the-Green	7th	+0.966
Putting	18th	+0.760
Total	T1	+2.857

60% of Kevin Tway's total strokes gained for the week were a result of both his on and around the green performances at Silverado Resort & Spa (North Course).

Kevin Tway had his career best (at the time) Scrambling performance on TOUR successfully salvaging par 80% of the time on missed greens. Tway was 16 of 20 when faced with a Scrambling opportunity t-leading the field in Scrambling at the 2018 Safeway Open.

Best Scrambling Performance PGA TOUR Career

	PCT	Success/Attempts
2019 Sentry Tournament of Champions	82.35	14 of 17
2018 Safeway Open	80.00	16 of 20
2018 Corales Puntacana Resort & Club Champ	76.00	19 of 25
2017 Valero Texas Open	75.00	18 of 24
2019 Travelers Championship	73.91	17 of 23

On and Around the Green Performance 2018 Safeway Open

	Rank	Average
SG: Around-the-Green	7th	+0.966
Sand Save Percentage	T15	66.6%
Scrambling	T1	80.0%
SG: Putting	18 th	+0.760
Putting From 10-15 Feet	T5	60.0%

Kevin Tway recorded his career sixth best SG: Around-the-Green and 10th best SG: Putting performance in an event on TOUR. For the week, Tway made six of 10 putts from 10-15 feet including six of eight in the final three rounds.

FedExCup Storylines & Notes

Last season, six of the eight winners during the fall of 2018 qualified for the TOUR Championship.

Total Players Earning Points in the Fall and Qualified for TOUR Championship Since 2013-14

# of Players	
Last Season	30
2017-18	27
2016-17	24
2015-16	27
2014-15	25
2013-14	26
Total	159 of 180

All 30 players who qualified for the TOUR Championship last season earned points in the Season Opening events in the fall. The 2016-17 wrap-around season produced the fewest number of TOUR Championship qualifiers with 24 of the top 30 players earning points in the fall.

In the last six seasons, **88%** of players who qualified for the TOUR Championship earned points in the Fall

Since the start of the wrap-around schedule (2013-14), 58% of winners in the season opening events (fall) have finished inside the top 30 of the final FedExCup standings. Justin Thomas (2017) and Justin Rose (2018) are the only two players who have won in the Fall portion of the wrap-around schedule and went onto win the FedExCup title that season.

Summary of Winners in Season Opening Events Since 2013-14 PGA TOUR Season

2 FEC Champions	5%
25 of 43 inside top 30 in final standings	58%
11 of 43 inside top-10	26%
39 of 43 inside top-70	91%

Winners - Safeway Open FedExCup Finishes Since 2013

Year	FEC Finish
Kevin Tway	2018 31st
Brendan Steele	2017 56th
Brendan Steele	2016 33rd
Emiliano Grillo	2015 11th
Sangmoon Bae	2014 26th
Jimmy Walker	2013 7th

Since the 2013 Safeway Open, three winners at this event have qualified for the TOUR Championship.

Defending Safeway Open champion Kevin Tway finished 31st in the standings last season.

Since 2007, nine players have qualified for the FedExCup Playoffs in all 13 seasons. Six of the nine players are in the field this week at the Safeway Open.

Qualifying for FedExCup Playoffs Every Year

Charley Hoffman
Charles Howell III
Matt Kuchar
Phil Mickelson
Ryan Moore
Justin Rose
Adam Scott
Brandt Snedeker
Bubba Watson

**In Field This Week*

Course & Hole Stats Silverado Resort & Spa North

Last season, the field hit 53.65% of the fairways at Silverado Resort and Spa North, marking the fourth-toughest fairways to hit. Ryan Moore hit 67.86% of his fairways en route to a T2 finish at the 2018 Safeway Open, best Driving Accuracy percentage of any player. Since 2014, three of the last five winners at this event have ranked inside the top-10 in Driving Accuracy.

Toughest Fairways to Hit PGA TOUR Last Season

	PCT
Torrey Pines GC (South)	52.74
Torrey Pines (North)	53.39
Colonial CC	53.53
Silverado Resort & Spa North	53.65
TPC San Antonio - AT&T Oaks	53.98

Best Driving Accuracy PCT 2018 Safeway Open

	PCT
Ryan Moore	67.86
Kevin Streelman	66.07
J.T. Poston	64.29
Bill Haas	64.29
Nick Taylor	64.29
Troy Merritt	64.29

Driving Accuracy Ranks Safeway Open Winners Since 2014

		Rank
Kevin Tway	2018	40
Brendan Steele	2017	3
Brendan Steele	2016	5
Emiliano Grillo	2015	8
Sangmoon Bae	2014	37

Since 2014, four of the last five winners at the Safeway Open have ranked inside the top 20 in Greens in Regulation at Silverado Resort and Spa North. Last season, the field hit 68.59% of the greens in regulation, marking the second-best Greens in Regulation percentage at Silverado Resort and Spa North in the last five seasons.

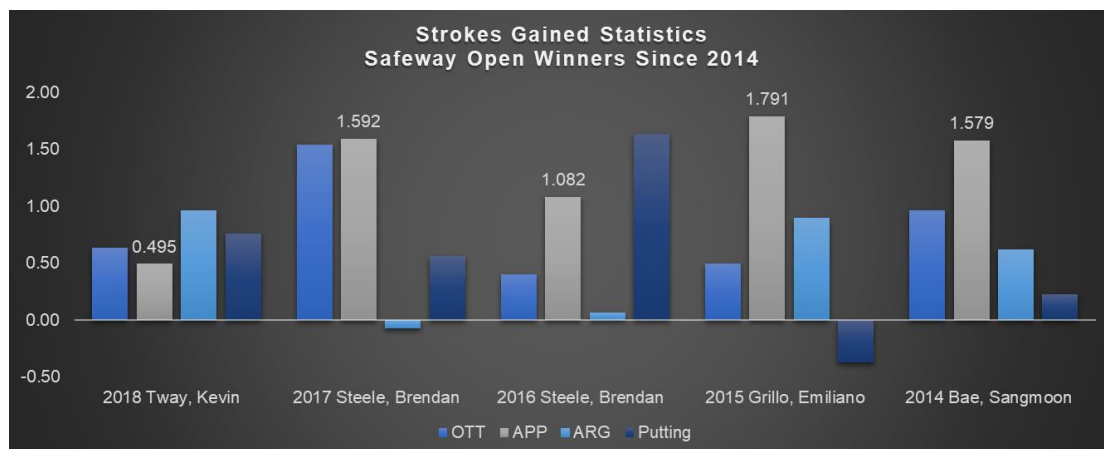
Greens in Regulation PCT Silverado Resort & Spa North Since 2014

	PCT
2018	68.59
2017	66.82
2016	71.12
2015	67.84
2014	66.12

Greens in Regulation PCT Safeway Open Winners Since 2014

		Rank	PCT
Kevin Tway	2018	18	72.22
Brendan Steele	2017	4	79.17
Brendan Steele	2016	21	75.00
Emiliano Grillo	2015	16	73.61
Sangmoon Bae	2014	6	75.00

Since 2014, Four of the last five winners at the Safeway Open have ranked eighth or better in Strokes Gained: Approach-the-Green, outperforming the field by an average of +1.308 strokes per round on approach shots.



Broadcast Window Notes

2019 Safeway Open *(featured groups)*

Justin Thomas

2017 FedExCup champion Justin Thomas is one of three FedExCup champions (Brandt Snedeker, 2012 & Jim Furyk, 2010) in the field this week and is set to make 2019-20 PGA TOUR season debut. Since the start of the 2013-14 PGA TOUR season, Justin Thomas has won three times during the season opening events (fall), marking the most wins during the fall events in this span (2015 & 2016 CIMB & 2017 CJ CUP).

Most Wins in Season Opening Events PGA TOUR Last 6 Seasons

# of Wins	
Justin Thomas	3
Ryan Moore	2
Pat Perez	2
Brendan Steele	2

Last season, Justin Thomas ranked second in Strokes Gained: Tee-to-Green, outperforming the TOUR by +1.817 strokes per round from tee to green. Since the start of the 2016-17 PGA TOUR season, Justin Thomas is the only player who has ranked inside the top-five in Strokes Gained: Tee-to-Green in each of the last three seasons, outperforming the TOUR by +304.16 total strokes from tee to green (most of any player).

Strokes Gained: Tee-to-Green Ranks Since 2016-17 PGA TOUR Season

Last Season	2 nd
2017-18	3 rd
2016-17	5 th

**Only player to rank inside Top 5 in Each of Last 3 Seasons*

Most Total Strokes Gained: Tee-to-Green Since Start of the 2016-17 PGA TOUR Season

Total	
Justin Thomas	+304.16
Dustin Johnson	+301.68
Tony Finau	+270.56
Hideki Matsuyama	+264.32
Rory McIlroy	+239.83

Brandt Snedeker

2012 FedExCup champion Brandt Snedeker is set to make his fourth start at this event. Last season, Brandt Snedeker lost in a playoff at this event to Kevin Tway; the last player to lose in a playoff and win the same event in the following season was Ryuji Imada in 2008.

Most Top-5s Without a Win PGA TOUR Last Season

	# of Top 5s	FEC Finish
Brandt Snedeker	5	T24
Tony Finau	5	7 th
Webb Simpson	5	T16
Tommy Fleetwood	5	T16

Last season, Brandt Snedeker was one of four players who had five top-5 finishes, marking the most top-5s of any player without a win.

Brandt Snedeker was one of two players (Carlos Ortiz) who made the cut at the 2018 Safeway Open to make every putt from inside six feet. Since 2014, Snedeker has made 95.6% of his putts from inside 6 feet (172 of 180) at Silverado Resort & Spa North and has made his last 130 consecutive putts from within this distance.

Putting from Inside 6 Feet Career at Silverado Resort & Spa North Since 2014

	First 50 Attempts	Last 130 Attempts
Putts Made	42	130
PCT Made	84%	100%

Jim Furyk

2010 FedExCup champion Jim Furyk is set to make his 613th official start of his PGA TOUR career and Safeway Open tournament debut.

Most Rounds of 66 or Better PGA TOUR Since 1994

	# of Rds
Phil Mickelson	232
Tiger Woods	217
Jim Furyk	209
Vijay Singh	188
David Toms	183

Since 1994, Jim Furyk is one of three players (Phil Mickelson & Tiger Woods) who have 200 or more rounds of 66 or better on TOUR. In this timeframe, Jim Furyk has recorded 209 rounds of 66 or better, third most of any player.

Most Bogey-Free Rounds PGA TOUR Since 1994

	# of Rds
Jim Furyk	220
Charles Howell III	157
Jerry Kelly	140
Bob Estes	138
Phil Mickelson	127

Since 1994, no other player has more bogey-free rounds than Jim Furyk. In this timeframe, Jim Furyk has recorded 220 bogey-free rounds, 63 more than the next best player (Charles Howell III, 157).

Phil Mickelson

Phil Mickelson is one of nine players who have qualified for the FedExCup Playoffs in all 13 seasons. Mickelson has spent 171 total weeks ranked inside the top five of the FedExCup standings, marking the most weeks inside the top-five of any player.

Career in FedExCup

	Rank	
Playoff Appearances	13	T1
Weeks Inside Top 70	415	2 nd
Weeks Inside Top 30	319	2 nd
Weeks Inside Top 5	171	1 st

Most PGA TOUR Wins in State of California Since 1983

	# of Wins
Phil Mickelson	14
Tiger Woods	14
Mark O'Meara	7
Tom Kite	6

Since 1983, Phil Mickelson is tied with Tiger Woods for the most PGA TOUR wins in the state of California of any player (14).

Since the 2014 Safeway Open, Phil Mickelson and Kevin Na have the best scoring average of any player at this event (min 8 rounds played).

Best Scoring Average Safeway Open Since 2014 (Min 8 Rds)

	Avg
Phil Mickelson	69.17
Kevin Na	69.17
Justin Thomas	69.20
Hideki Matsuyama	69.25
Ryan Moore	69.33
Brendan Steele	69.35

**Each player in the field this week*

Collin Morikawa

Collin Morikawa is set to make his 12th career PGA TOUR start and first of the 2019-20 season. Since the start of last season, Collin Morikawa has played all eight Final Rounds (in stroke-play events) under par on the PGA TOUR, marking the highest percentage of Final Rounds under par of any player with a minimum of eight rounds.

Last 5 Rookies to Win on PGA TOUR

Collin Morikawa	2019 Barracuda Championship
Matthew Wolff	2019 3M Open
Martin Trainer	2019 Puerto Rico Open
Adam Long	2019 The American Express
Cameron Champ	2018 Sanderson Farms Championship

Highest PCT of Final Rounds Under Par Since Start of Last Season

PCT	
Collin Morikawa	100.00%
Viktor Hovland	88.89%
Bryson DeChambeau	87.50%
Denny McCarthy	87.50%
Zack Sucher	87.50%

**min 8 Rds*

Patrick Cantlay

Patrick Cantlay is set to make his fourth start at the Safeway Open. Cantlay is one of 15 players who have qualified for the TOUR Championship in each of the last three seasons on TOUR.

FedExCup Finishes Since 2016-17 PGA TOUR Season

Rank	
Last Season	T21
2017-18	20th
2016-17	29th

Best Single Season Bounce Back Performance PGA TOUR Since 1983

		PCT
Tiger Woods	2000	36.51
Jason Day	2014-15	34.44
John Daly	2004	32.62
Bruce Lietzke	1994	31.78
Patrick Cantlay	Last Season	31.58

Last season, Patrick Cantlay led the TOUR in Bounce Back percentage, making a birdie or better on 31.58% of holes following a bogey or worse. Cantlay's 31.58% Bounce Back percentage marks the fifth best in a single season on TOUR since 1983.

Last Season, Patrick Cantlay was one of three players (Rory McIlroy & Webb Simpson) who ranked inside the top 20 in Par 3 Scoring Average, Par 4 Scoring Average and Par 5 Scoring Average.

Players Ranked Inside Top 20 in Par 3, Par 4, Par 5 Scoring Average PGA TOUR Last Season

	Par 3	Par 4	Par 5
Patrick Cantlay	T3	T3	T17
Rory McIlroy	T1	T1	T12
Webb Simpson	T20	T3	T17

Strokes Gained: Approach-the-Green Since 2016-17 PGA TOUR Season

Average		
Last Season	10 th	+0.640
2017-18	19 th	+0.509
2016-17	27 th	+0.467

**+0.542 strokes per round in this timeframe*

Since the 2016-17 PGA TOUR season, Patrick Cantlay has steadily improved in his approach play, ranking 27th in Strokes Gained: Approach-the-Green in 2016-17 and 10th in this statistic last season (+0.640). In this timeframe Cantlay outperforms the TOUR by +0.542 strokes per round on all approach shots.

Kevin Tway

Defending Safeway Open champion Kevin Tway finished 31st in the FedExCup last season, marking his career best FedExCup finish. Kevin Tway ranked t-3 in Back 9 Scoring Average at the 2018 Safeway Open averaging 34.0 on the inward nine holes at Silverado Resort & Spa (North Course). For the week, Tway was one of three players to play holes 16-18, eight under par in regulation and was one of three winners last season (single-course events) to play holes 16-18 in eight under par.

Best Score to Par on Holes 16-18 2018 Safeway Open



	Score to Par
Kevin Tway	-8
Dylan Frittelli	-8
Patrick Cantlay	-8

Best Score to Par on Holes 16-18 PGA TOUR Winners Last Season *(Single-Course Events)*

		Score to Par
Corey Connors	Valero Texas Open	-8
Brooks Koepka	THE CJ CUP @ NINE BRIDGES	-8
Kevin Tway	Safeway Open	-8

With Kevin Tway's win at last season's Safeway Open, Bob and Kevin Tway became the 10th Father/Son duo to win on the PGA TOUR.

Combined Results PGA TOUR Careers



	Bob Tway	Kevin Tway
Starts	683	116
Wins	8	1 (2018 Safeway Open)
Top 5s	46	6
Top 10s	103	8
Top 25s	221	20
Cuts Made	465	70

**10th Father/Son Duo to Win on PGA TOUR*

Bryson DeChambeau

Last season, Bryson DeChambeau was one of six winners in the fall section of the 2018-19 schedule to qualify for the season-ending TOUR Championship (won Shriners Hospitals). DeChambeau has qualified for the TOUR Championship in each of the last two seasons (2018-19, T12 & 2017-18, 3rd).

Best Par 3 Birdie or Better Percentage PGA TOUR Last Season

	PCT
Billy Horschel	18.41
Bryson DeChambeau	17.96
Cameron Champ	17.94
Patrick Cantlay	17.71
Danny Lee	17.68

**TOUR Avg: 13.33%*

Last season, Bryson DeChambeau had the second-best birdie or better percentage on par 3s of any player. DeChambeau made birdie or better on 17.96% of his par 3s played (51 of 284). Since 2014, the winners at the Safeway Open have made birdie or better on 15% of the par 3s at Silverado Resort and Spa North.

Francesco Molinari

Last season, Francesco Molinari led the PGA TOUR in Sand Save percentage (65.33%), making the fourth-biggest improvement in Sand Save Percentage ranks of any player over the last two seasons.

Sand Save Percentage Since 2014-15 PGA TOUR Season

PCT		
Last Season	1 st	65.33
2017-18	125 th	47.90
2016-17	T50	53.85
2015-16	149 th	44.68
2014-15	119 th	48.61

Biggest Improvement in Sand Save Percentage Ranks Last 2 PGA TOUR Seasons

	2017-18	Last Season	+/-
Sam Ryder	169	7	+162
C.T. Pan	180	27	+153
Ben Silverman	157	12	+145
Francesco Molinari	125	1	+124
Dominic Bozzelli	156	38	+118

Adam Scott

Last season, Adam Scott finished 6th in the final FedExCup standings, marking the highest ranked player in the final standings without a win and the second time of his TOUR career (since 2007) to qualify for the TOUR Championship without a win that season (2012, 25th).

Highest Ranked Players in Final FedExCup Standings Without a Win Last Season

Rank	
Adam Scott	6th
Tony Finau	7 th
Hideki Matsuyama	T9
Jason Kokrak	14 th
Tommy Fleetwood	T16
Webb Simpson	T16

Best Finishes in Tournament Debuts PGA TOUR Career

Evt Finish	
2010 Valero Texas Open	WON
2004 Kemper	WON
2003 Dell Technologies Championship	WON
2019 Farmers Insurance Open	2 nd
2015 CIMB Classic	2 nd

Adam Scott is set to make his Safeway Open tournament debut and has won three events on TOUR when making his debut at the event (2003 Dell Technologies, 2004 Kemper, 2010 Valero Texas Open).

Hideki Matsuyama

Hideki Matsuyama is one of three players who have qualified for the TOUR Championship in each of the last six seasons on TOUR (Dustin Johnson has the longest streak of any player (11)).

Qualifying for TOUR Championship Last Six Consecutive Seasons on TOUR

	Last Season	2017-18	2016-17	2015-16	2014-15	2013-14
Dustin Johnson	29 th	4 th	4 th	2 nd	7 th	30 th
Patrick Reed	T9	22 nd	22 nd	3 rd	12 th	21 st
Hideki Matsuyama	T9	13th	8th	13th	16th	28th

Since the 2013-14 PGA TOUR season, Hideki Matsuyama has ranked inside the top 10 in Strokes Gained: Approach-the-Green in each of the last six seasons, marking the most season ranked inside the top-10 of this statistic of any player. In this timeframe Hideki Matsuyama is a combined +296.44 strokes better than the TOUR on all approach shots.

Seasons Ranked Inside Top-10 SG: Approach-the-Green PGA TOUR Since 2013-14

	Seasons
Hideki Matsuyama	6
Adam Scott	4
Paul Casey	4
Justin Thomas	3
Jim Furyk	3
Henrik Stenson	3

SG: Approach-the-Green Ranks PGA TOUR Since 2013-14

	Rank
Last Season	5 th
2017-18	6 th
2016-17	5 th
2015-16	3 rd
2014-15	9 th
2013-14	3 rd

Sebastian Munoz

Sebastian Munoz enters this week No.1 in the FedExCup standings after claiming his first PGA TOUR title at last week's Sanderson Farms Championship, marking the 61st player to lead in the standings for at least one week since the start of the FedExCup (2007).

FedExCup Performance PGA TOUR Career

	Total Points	Rank
This Season*	585	1st
Last Season	423	117 th
2016-17	241	153 rd

*61st Player to Rank No.1 in Standings Since 2007

In his first full season on the PGA TOUR (2016-17), **Sebastian Munoz** earned 241 FedExCup points and finished 153rd in the standings. Last season, Munoz earned 423 FEC points en route to finishing 117th in the standings.

PGA TOUR Winners from Latin America Since Start of 2015-16 Season

Since the start of the 2015-16 PGA TOUR season, five players from Latin America have won six events on TOUR, dating back to Emiliano Grillo's victory at the 2015 Safeway Open.

Player	Country	Win(s)
Sebastian Munoz	Colombia	2019 Sanderson Farms Championship
Joaquin Niemann	Chile	2019 A Military Tribute at the Greenbrier
Jhonattan Vegas	Venezuela	2016 & 2017 RBC Canadian Open
Fabian Gomez	Argentina	2016 Sony Open in Hawaii
Emiliano Grillo	Argentina	2015 Safeway Open

Sebastian Munoz ranked inside the top five in both Strokes Gained: Off-the-Tee and SG: Putting en route to his 2019 Sanderson Farms Championship victory, becoming the sixth winner since the start of last season to accomplish this feat.

PGA TOUR Winners Ranked Inside Top 5 in Both SG: Off-the-Tee & SG: Putting Since Start of Last Season

		OTT	Putting
2019 Sanderson Farms Championship	Sebastián Muñoz	4th	5th
2019 WGC-FedEx St. Jude Invitational	Brooks Koepka	5 th	1 st
2019 Arnold Palmer Invitational	Francesco Molinari	1 st	4 th
2019 Waste Management Phoenix Open	Rickie Fowler	3 rd	1 st
2019 Sentry Tournament of Champions	Xander Schauffele	5 th	3 rd
2018 Sanderson Farms Championship	Cameron Champ	2 nd	2 nd

Last 20 Rounds on PGA TOUR

Scoring Average	67.80
Rounds Under Par	19 of 20
Rounds in the 60s	16 of 20
Score to Par	-64
Birdie Average	4.45

Sebastian Munoz has played all eight rounds this season under par and has played 19 of his last 20 rounds on TOUR under par. In this timeframe, Munoz is a combined 64-under par and has a 4.45 Birdie Average.

Most Total Putts Made from 10-15 Feet PGA TOUR Career

	Total
2019 Sanderson Farms Championship	8
2017 Farmers Insurance Open	6
2019 Wyndham Championship	5
2019 RBC Canadian Open	5
2017 A Military Tribute at The Greenbrier	5

Last week, Sebastian Munoz made **eight** of 14 putts from 10-15 feet on the greens at the CC of Jackson (57.14%), marking his career-most putts made in an event on TOUR from within this range.